

# NORMA PN 10

01.



## Cost-competitive high-quality compression fittings for your needs



- ✓ No special tooling required
- ✓ Easy connection
- ✓ High UV and temperature resistance
- ✓ Perfect water tightness
- ✓ Locking nut for clinching system
- ✓ Safe and durable

Love what you see? Here are some more products you may like.



NORMA PC Dripline  
[Page 56](#)




Valve Box  
[Page 82](#)

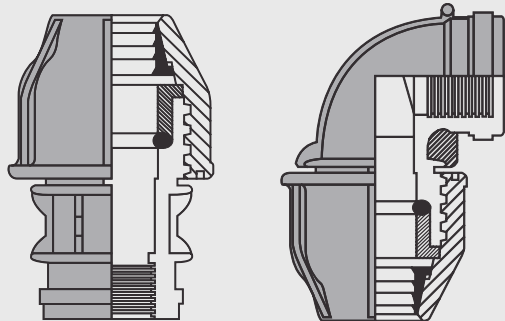


NORMA Ball Valve  
[Page 38](#)

DISCOVER  
MORE!



Technical Information

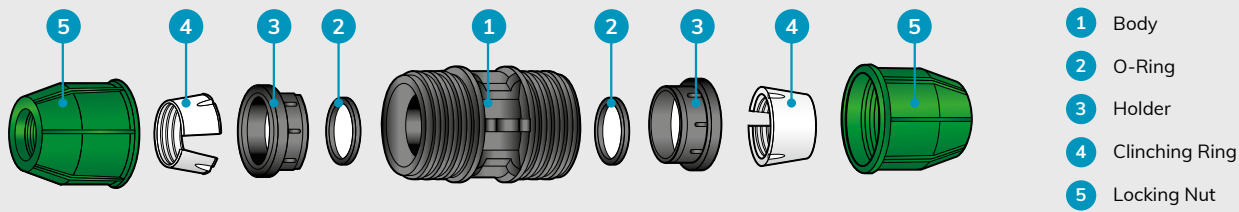


Applications

Ideally suited for residential landscape irrigation and for agriculture-based irrigation.

Material


Body	Polypropylene	Working pressure: 10 bar (PN 10).
O-Ring	NBR	
Holder	Polypropylene	
Clinching Ring	POM (Acetal)	
Locking Nut	Polypropylene	




Installation Tips




**01** Unscrew the nut one or two turns or to the last thread.



**02** Cut the pipe and deburr if necessary. Mark the insertion depth.



**03** Push the pipe to the mark or the stop-end.



**04** Screw the nut on tight. The nut can be tightened manually or using a hook tool.